


Yamaha Recorders: The Perfect Choice for Student Musicians



Yamaha Recorder Student (Yamaha Individual Instruction) by Gene Lees

★★★★☆ 4.4 out of 5

Language : English

File size : 5964 KB

Text-to-Speech : Enabled

Word Wise : Enabled

Print length : 32 pages

Screen Reader : Supported



If you're looking for a recorder for your student, Yamaha is a great option. Yamaha recorders are well-made, affordable, and easy to play. With a variety of models to choose from, there's a Yamaha recorder that's perfect for every student.

Why Choose a Yamaha Recorder?

There are many reasons why Yamaha recorders are a great choice for student musicians.

- **Well-made:** Yamaha recorders are made from high-quality materials and construction, so they're built to last.
- **Affordable:** Yamaha recorders are priced affordably, so they're a great value for your money.

- **Easy to play:** Yamaha recorders have a comfortable design and responsive fingering, so they're easy for students to learn to play.
- **Variety of models:** Yamaha offers a variety of recorder models to choose from, so you can find the perfect one for your student's needs.

Which Yamaha Recorder is Right for Me?

Yamaha offers a variety of recorder models to choose from, so you can find the perfect one for your student's needs. Here are a few of the most popular models:

- **Yamaha YRS-23:** The YRS-23 is a great choice for beginning students. It's made from durable plastic and has a comfortable design, making it easy for students to learn to play.
- **Yamaha YRS-24B:** The YRS-24B is a step up from the YRS-23, with a more advanced design and construction. It's a great choice for students who are serious about playing the recorder.
- **Yamaha YRS-31:** The YRS-31 is a professional-quality recorder that's perfect for advanced students or adults who want to play the recorder at a high level.

Yamaha Recorder Care and Maintenance

To keep your Yamaha recorder in good condition, it's important to care for it properly. Here are a few tips:

- **Clean your recorder regularly:** Use a soft cloth to wipe down the exterior of your recorder after each use. You can also use a cotton swab to clean the inside of the recorder.

- **Don't expose your recorder to extreme temperatures:** Avoid leaving your recorder in direct sunlight or cold temperatures for extended periods of time.
- **Store your recorder in a case:** When you're not using your recorder, store it in a case to protect it from dust and damage.

Yamaha Recorder Resources

There are a variety of resources available to help you learn more about Yamaha recorders and how to play them. Here are a few helpful links:

- [Yamaha Recorders](#)
- [Yamaha Recorder Support](#)
- [Yamaha Recorder Blog](#)

Yamaha recorders are a great choice for student musicians. They are well-made, affordable, and easy to play. With a variety of models to choose from, there's a Yamaha recorder that's perfect for every student.



Yamaha Recorder Student (Yamaha Individual Instruction) by Gene Lees

★★★★☆ 4.4 out of 5

Language : English

File size : 5964 KB

Text-to-Speech : Enabled

Word Wise : Enabled


Print length : 32 pages

Screen Reader : Supported

FREE


DOWNLOAD E-BOOK





The Bedtime Story of Love Between Daughter and Daddy

Once upon a time, there was a little girl named Lily who loved her daddy very much. Every night, before she went to bed, Lily and...



How to Stop the Aggressive Narcissist: Finding the Energy to Heal After Any

Understanding the Aggressive Narcissist Aggressive narcissists are individuals with a heightened sense of entitlement and superiority...