


The Ultimate Guide to Writing Songs on Guitar: A Step-by-Step Breakdown



How to Write Songs on Guitar: A Guitar-Playing and Songwriting Course: A Guitar Playing and Song Writing Course by Rikky Rooksby

★★★★☆ 4.3 out of 5

Language : English
File size : 11537 KB
Text-to-Speech : Enabled
Enhanced typesetting : Enabled
Word Wise : Enabled
Screen Reader : Supported
Print length : 192 pages

FREE

DOWNLOAD E-BOOK





Ready to unleash your inner songwriter and create captivating songs on the guitar? In this comprehensive guide, we'll take you through the songwriting process step-by-step, from finding inspiration to crafting catchy melodies, strumming patterns, and lyrics that resonate with your audience.

Step 1: Find Inspiration

Songwriting starts with inspiration. Listen to your favorite songs, read books, watch movies, and delve into your own thoughts and experiences. Note down anything that sparks your imagination or evokes strong emotions.

Step 2: Create a Catchy Melody

The melody is the backbone of your song. Experiment with different notes on the guitar, using scales and chords as a foundation. Don't hesitate to borrow from other songs or create something completely original.

Step 3: Establish a Strumming Pattern

A strumming pattern provides the rhythmic foundation of your song. Begin with simple strumming patterns and gradually add variations and embellishments to make it more interesting.

Step 4: Write Lyrics

Lyrics convey the message and story of your song. Use vivid imagery, metaphors, and personal anecdotes to create lyrics that resonate with your audience. Don't be afraid to experiment with different rhyme schemes and poetic devices.

Step 5: Choose Chords

Chords provide harmonic support and shape the mood of your song. Choose chords that complement your melody and enhance the overall sound.

Step 6: Bridge and Solo

A bridge can introduce a contrasting section or provide a change of pace. A solo allows you to showcase your guitar skills and add instrumental interest.

Step 7: Structure Your Song

Typical song structures include verse-chorus-bridge-verse-chorus-outro. However, feel free to experiment with different structures to create a unique

and engaging song.

Step 8: Record and Share

Once your song is written, consider recording it. This allows you to share your music with others and get feedback. Don't be afraid to share your work and seek constructive criticism to improve your songwriting skills.

Tips for Beginners


- Start with simple chord progressions and strumming patterns.
- Don't worry about perfection at first. Just focus on expressing yourself.
- Collaborate with other musicians or songwriters to get fresh perspectives.
- Listen to a wide range of music to expand your musical knowledge.
- Practice regularly to improve your guitar skills and songwriting ability.

Advanced Songwriting Techniques

- Explore advanced chord voicings and inversions.
- Use different time signatures and tempos to create variety.
- Incorporate polyrhythms and syncopations to enhance rhythmic interest.
- experiment with unconventional song structures and harmonies.
- Develop your own unique songwriting style.

Writing songs on guitar is a journey filled with creativity, exploration, and self-expression. By following the steps outlined in this guide, you can


unlock your songwriting potential and create songs that connect with your audience on a deep level. Remember, practice, experimentation, and a genuine love for music are the keys to becoming a successful songwriter.



How to Write Songs on Guitar: A Guitar-Playing and Songwriting Course: A Guitar Playing and Song Writing Course by Rikky Rooksby

★★★★☆ 4.3 out of 5

Language : English
File size : 11537 KB
Text-to-Speech : Enabled
Enhanced typesetting : Enabled
Word Wise : Enabled
Screen Reader : Supported
Print length : 192 pages



The Bedtime Story of Love Between Daughter and Daddy

Once upon a time, there was a little girl named Lily who loved her daddy very much. Every night, before she went to bed, Lily and...



How to Stop the Aggressive Narcissist: Finding the Energy to Heal After Any

Understanding the Aggressive Narcissist Aggressive narcissists are individuals with a heightened sense of entitlement and superiority...