


# The Ultimate Beginner's Guide to Punch Needle Techniques, Ideas, and Works

Punch needle is a versatile and rewarding craft that can be used to create a wide variety of beautiful and unique works of art. This beginner's guide will provide you with everything you need to know to get started with punch needle, including techniques, ideas, and inspiration.



## MODERN PUNCH NEEDLE: Beginners guide to punch needle techniques, ideas and works by Robin Melanson

★★★★★ 5 out of 5

Language	: English
File size	: 590 KB
Text-to-Speech	: Enabled
Screen Reader	: Supported
Enhanced typesetting	: Enabled
Print length	: 20 pages
Lending	: Enabled
Paperback	: 56 pages
Item Weight	: 3.2 ounces
Dimensions	: 6 x 0.13 x 9 inches



## Punch Needle Techniques

There are two main types of punch needle techniques: the Oxford punch and the Russian punch. The Oxford punch is the more traditional technique, and it involves using a single needle to create loops of yarn on the fabric. The Russian punch, on the other hand, uses a multiple-needle tool to create denser and more textured loops.

Both Oxford punch and Russian punch can be used to create a wide variety of stitches, including:

- **Straight stitch:** A basic stitch that creates a straight line of loops.
- **Stem stitch:** A stitch that creates a raised line of loops.
- **Satin stitch:** A dense stitch that creates a smooth, satin-like surface.
- **Loop stitch:** A stitch that creates a series of loops that can be used to create embellishments.

## Punch Needle Ideas

Once you have mastered the basic techniques, you can start experimenting with different ideas for punch needle projects. Here are a few ideas to get you started:

- **Wall hangings:** Punch needle wall hangings are a great way to add a unique and personal touch to your home. You can create abstract designs, landscapes, or even portraits.
- **Pillows:** Punch needle pillows are a comfortable and stylish way to add a pop of color and texture to your couch or bed.
- **Bags:** Punch needle bags are a fun and unique way to carry your belongings. You can create small crossbody bags, tote bags, or even backpacks.
- **Accessories:** Punch needle can also be used to create a variety of accessories, such as jewelry, coasters, and keychains.

## Punch Needle Works

To inspire your own punch needle projects, here are a few examples of beautiful and creative punch needle works from around the web:

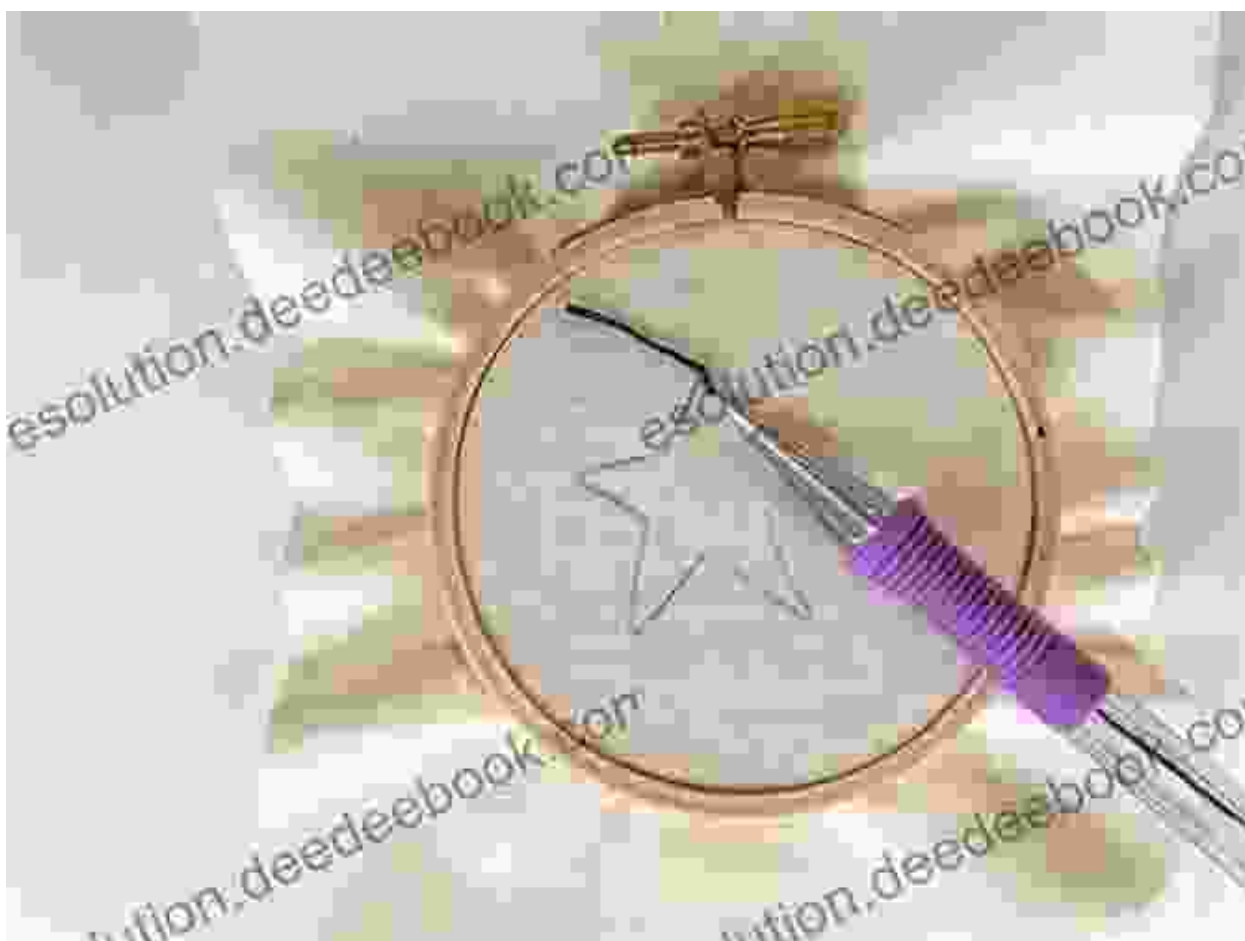
- [Punch Needle Art Projects by The Spruce Crafts](#)



- [Punch Needle Embroidery Pattern Ideas by Make and Do Crew](#)



- How to Do Punch Needle Embroidery by Gathered.how



Punch needle is a fun and rewarding craft that can be used to create a wide variety of beautiful and unique works of art. Whether you're a complete beginner or a seasoned crafter, this guide has provided you with everything you need to know to get started with punch needle.

So what are you waiting for? Grab a needle and some yarn, and start creating!


## **MODERN PUNCH NEEDLE: Beginners guide to punch needle techniques, ideas and works** by Robin Melanson

★★★★★ 5 out of 5


Language : English

File size : 590 KB

Text-to-Speech : Enabled




Screen Reader	: Supported
Enhanced typesetting	: Enabled
Print length	: 20 pages
Lending	: Enabled
Paperback	: 56 pages
Item Weight	: 3.2 ounces
Dimensions	: 6 x 0.13 x 9 inches



## The Bedtime Story of Love Between Daughter and Daddy

Once upon a time, there was a little girl named Lily who loved her daddy very much. Every night, before she went to bed, Lily and...



## How to Stop the Aggressive Narcissist: Finding the Energy to Heal After Any

Understanding the Aggressive Narcissist Aggressive narcissists are individuals with a heightened sense of entitlement and superiority...