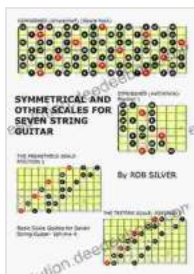


Symmetrical and Other Scales for Seven String Guitar: Basic Scale Guides for Aspiring Guitarists

Embark on an exhilarating journey into the realm of scales for the seven-string guitar. This comprehensive guide will provide you with a deep understanding of symmetrical scales, such as the Diminished and Whole Tone scales, and introduce you to unique and exotic scales that will expand your musical vocabulary. Whether you're an aspiring guitarist seeking to enhance your technical abilities or an experienced player looking to expand your musical horizons, this guide will unlock a vast tonal palette for your seven-string guitar.



Symmetrical and Other Scales for Seven String Guitar (Basic Scale Guides for Seven String Guitar Book 4)

by Rob Silver

★★★★☆ 4.5 out of 5

Language	: English
File size	: 8684 KB
Text-to-Speech	: Enabled
Enhanced typesetting	: Enabled
Print length	: 34 pages
Lending	: Enabled
Screen Reader	: Supported
Paperback	: 24 pages
Item Weight	: 2.88 ounces
Dimensions	: 8.5 x 0.06 x 11 inches



Symmetrical Scales: The Diminished and Whole Tone Scales

Symmetrical scales possess a unique property: their intervals are evenly spaced, creating a symmetrical pattern of notes. This inherent symmetry results in distinct and intriguing sounds that can add a touch of complexity and sophistication to your playing.

The Diminished Scale

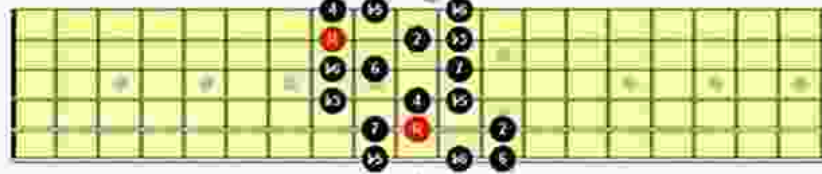
The Diminished scale, often referred to as the "jazz minor" scale, is a seven-note scale constructed entirely of half steps. This dense intervallic structure imparts a dark, dissonant, and somewhat mysterious quality to the scale. It's commonly employed in jazz, fusion, and other contemporary musical genres to create tension and add chromaticism.

Fretboard Diagram

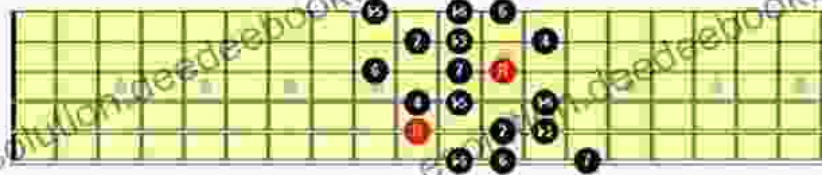
DIMINISHED (Whole/Half)- Position 4



DIMINISHED (Whole/Half)- Position 5



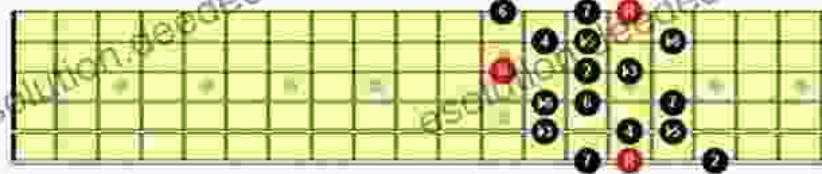
DIMINISHED (Whole/Half)- Position 6



DIMINISHED (Whole/Half)- Position 7



DIMINISHED (Whole/Half)- Position 8



Rob Silver, 2012. For more free tutorial resources and tunes check out:
www.rob-silver.com or www.facebook.com/robilvermusic

Example

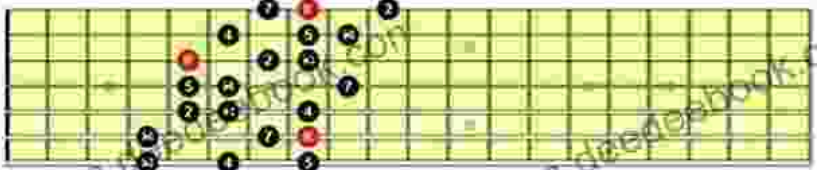
tab el-----| Bl-----| Gl-----
 ---7---6---5---4---3---| Dl-----8---7---6---5---4---| Al---9---8---7---
 -6---5---| El-10---9---8---7---6---| Bl-11---10---9---8---7---|

The Whole Tone Scale


The Harmonic Minor scale is a variation of the natural minor scale, featuring a raised seventh note. This subtle alteration creates a more melodic and expressive sound, making it a popular choice for classical, jazz, and rock music.

Fretboard Diagram


HARMONIC MINOR SCALE- Position 3 Page 2 of 2



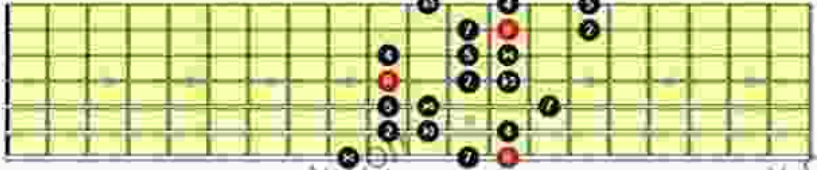
HARMONIC MINOR SCALE- Position 4




HARMONIC MINOR SCALE- Position 5



HARMONIC MINOR SCALE- Position 6



HARMONIC MINOR SCALE- Position 7



Rob Silver, 2012. For more free tutional resources and tunes check out:
www.rob-silver.com or www.facebook.com/robsilvermusic

The image displays five fretboard diagrams for the Harmonic Minor scale in positions 3, 4, 5, 6, and 7. Each diagram shows a six-string guitar fretboard with notes indicated by black dots and fingerings (1-5) shown next to them. The seventh note of each scale is highlighted in red. The diagrams are arranged vertically, with Position 3 at the top and Position 7 at the bottom. A watermark 'esolution.deedeebook.com' is visible across the diagrams. The page is labeled 'Page 2 of 2' in the top right corner.

Example

```

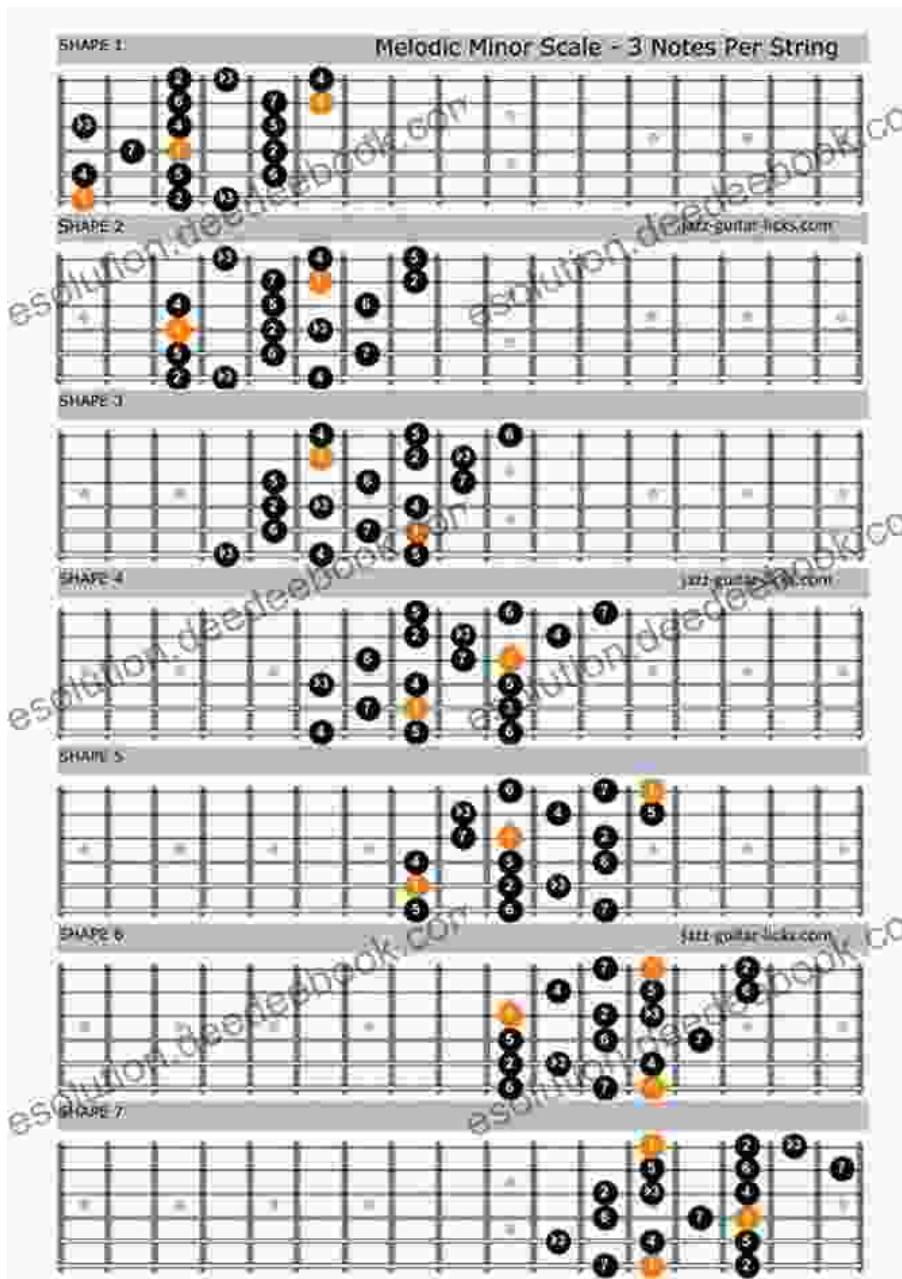
tab e|-----| B|-----| G|-----
---7---6---5---4---3---| D|-----8---7---6---5---4---| A|-----9---8---7---
-6---5---| E|-----10---9---8---7---6---| B|-----11---10---9---8---7---|

```

The Melodic Minor Scale

The Melodic Minor scale is another variation of the natural minor scale, but with a raised sixth and seventh notes ascending and a lowered sixth and seventh notes descending. This unique pattern creates a contrasting sound, characterized by a more melodic and expressive ascending sequence and a darker, more traditional descending sequence.

Fretboard Diagram



Example

tab e|-----| B|-----| G|-----
 ---7---6---5---4---3---| D|---8---7---6---5---4---| A|---9---8---7---
 -6---5---| E|10---9---8---7---6---| B|11---10---9---8---7---|

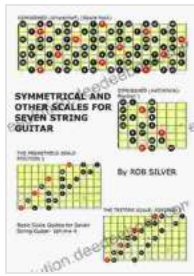
Expanding Your Musical Horizons: Tips for Using Scales

Incorporating scales into your playing can unlock a vast array of musical possibilities. Here are some tips to help you effectively use scales:

- **Practice regularly:** Consistent practice is key to mastering scales and developing your technical abilities.
- **Experiment with different fingerings:** Explore various fingerings for each scale to find the most comfortable and efficient positions.
- **Use scales as a basis for improvisation:** Scales provide a solid foundation for improvising over chord progressions.
- **Apply scales to real-world playing:** Incorporate scales into your songs and solos to enhance your musical expression.
- **Don't limit yourself:** Explore scales beyond the ones mentioned in this guide and discover new sonic possibilities.

Embracing the world of scales for the seven-string guitar is a transformative journey that will expand your technical abilities and musical horizons. By delving into symmetrical scales, such as the Diminished and Whole Tone scales, and venturing into exotic and unique scales like the Harmonic Minor and Melodic Minor scales, you'll unlock a vast tonal palette that will elevate your playing to new heights. Practice regularly, experiment with different fingerings, and apply scales to your real-world playing to fully harness their potential.

The seven-string guitar, with its extended range and tonal possibilities, invites you to explore the boundless realm of scales. Embrace the challenge, push your musical boundaries, and let the scales guide you toward becoming a masterful guitarist.




Symmetrical and Other Scales for Seven String Guitar (Basic Scale Guides for Seven String Guitar Book 4)

by Rob Silver


★★★★☆ 4.5 out of 5

Language	: English
File size	: 8684 KB
Text-to-Speech	: Enabled
Enhanced typesetting	: Enabled
Print length	: 34 pages
Lending	: Enabled
Screen Reader	: Supported
Paperback	: 24 pages
Item Weight	: 2.88 ounces
Dimensions	: 8.5 x 0.06 x 11 inches



The Bedtime Story of Love Between Daughter and Daddy

Once upon a time, there was a little girl named Lily who loved her daddy very much. Every night, before she went to bed, Lily and...



How to Stop the Aggressive Narcissist: Finding the Energy to Heal After Any

Understanding the Aggressive Narcissist Aggressive narcissists are individuals with a heightened sense of entitlement and superiority....

