


Spooktacular Math With Single Digits: A Bone-Chilling Adventure for Young Learners

Math can be a daunting subject for young learners, but it doesn't have to be! With the right approach, math can be fun and engaging, even for the most reluctant students. One way to make math more appealing is to incorporate some spooky elements, especially around Halloween time. In this article, we'll share some spooktacular math activities that you can use with your young learners to help them practice their single-digit addition and subtraction skills.



Spooktacular Math with Single Digits: Addition, Subtraction, Multiplication and Division by CGP Books

★★★★☆ 4.7 out of 5

Language	: English
File size	: 1056 KB
Text-to-Speech	: Enabled
Enhanced typesetting	: Enabled
Print length	: 3211 pages
Lending	: Enabled
Screen Reader	: Supported
Paperback	: 36 pages
Reading age	: 2 - 18 years
Item Weight	: 3.52 ounces
Dimensions	: 8.5 x 0.09 x 8.5 inches



Halloween Math Activities

- **Spooky Number Line:** Draw a number line on the chalkboard or on a piece of paper. Label the numbers 0-9. Then, have your students place

Halloween-themed objects on the number line, such as pumpkins, ghosts, and bats. For example, you could have them place a pumpkin on the number 5 and a ghost on the number 7.

- **Pumpkin Patch Addition:** Draw a pumpkin patch on the chalkboard or on a piece of paper. Inside the pumpkin patch, write single-digit numbers. Then, give your students pumpkin seeds and have them add the numbers together. For example, if they pick a pumpkin seed with the number 3 and another pumpkin seed with the number 5, they would add the numbers together to get 8.
- **Ghostly Subtraction:** Draw a ghost on the chalkboard or on a piece of paper. Write a single-digit number on the ghost's body. Then, give your students ghost erasers and have them erase the number on the ghost's body. For example, if there is a 5 on the ghost, the students would erase the 5 to get 0.
- **Halloween Math Bingo:** Create a Halloween-themed bingo card with single-digit numbers. Then, call out single-digit numbers and have your students mark off the numbers on their bingo cards. The first student to mark off all of the numbers on their bingo card wins.
- **Halloween Math Scavenger Hunt:** Hide Halloween-themed objects around the room with single-digit numbers on them. Then, give your students a list of the numbers and have them go on a scavenger hunt to find the objects. The first student to find all of the objects wins.

These are just a few spooktacular math activities that you can use with your young learners to help them practice their single-digit addition and subtraction skills. With these activities, your students will be sure to have a fun and engaging Halloween while also learning some valuable math skills.


Happy Halloween!



Spooktacular Math with Single Digits: Addition, Subtraction, Multiplication and Division by CGP Books


★★★★☆ 4.7 out of 5

Language	: English
File size	: 1056 KB
Text-to-Speech	: Enabled
Enhanced typesetting	: Enabled
Print length	: 3211 pages
Lending	: Enabled
Screen Reader	: Supported
Paperback	: 36 pages
Reading age	: 2 - 18 years
Item Weight	: 3.52 ounces
Dimensions	: 8.5 x 0.09 x 8.5 inches



The Bedtime Story of Love Between Daughter and Daddy

Once upon a time, there was a little girl named Lily who loved her daddy very much. Every night, before she went to bed, Lily and...



How to Stop the Aggressive Narcissist: Finding the Energy to Heal After Any

Understanding the Aggressive Narcissist Aggressive narcissists are individuals with a heightened sense of entitlement and superiority...