

Ribbon Craft Projects Tutorials To Try At Home: Explore the Art of Embellishment

Ribbons, with their vibrant hues and delicate textures, have captivated crafters for centuries. From intricate embroidery to elegant home décor, ribbons add a touch of sophistication and charm to any project. In this article, we will delve into the enchanting world of ribbon crafts, exploring a diverse range of tutorials that you can try at home to unleash your creativity and embellish your surroundings with ribbon's allure.



Ribbon Craft Projects: Tutorials to Try at Home

by Peggy Martin

★★★★☆ 4.6 out of 5

Language : English
File size : 19118 KB
Text-to-Speech : Enabled
Enhanced typesetting : Enabled
Lending : Enabled
Screen Reader : Supported
Print length : 57 pages



Section 1: Embroidered Masterpieces

1. Ribbon Embroidery Basics:

Learn the fundamental stitches of ribbon embroidery, including the satin stitch, bullion knot, and French knot. These stitches form the foundation for creating stunning ribbon embroideries.



2. Embroidered Ribbon Flowers:

Create lifelike ribbon flowers using simple stitches. Learn how to shape and layer ribbons to mimic the delicate petals and intricate details of various flowers.



3. Ribbon Embroidery Wall Art:

Design and embroider a unique piece of wall art using ribbons. Explore different ribbon widths, colors, and textures to create captivating compositions that will add a touch of elegance to your home décor.



Section 2: Home Décor Embellishments

4. Ribbon-Wrapped Vases:

Transform ordinary vases into exquisite decorative pieces by wrapping them with ribbons. Learn techniques for achieving a seamless, professional finish and embellishing with additional accents, such as beads or sequins.




5. Ribbon Curtain Tiebacks:

Add a touch of elegance to your window treatments with custom-made ribbon curtain tiebacks. Discover various ribbon knots and decorative elements to create unique and stylish tiebacks that complement your curtains.



6. Ribbon Chandelier Update:

Revitalize your chandelier with a touch of ribbon whimsy. Learn how to cascade ribbons around the chandelier's frame or create intricate ribbon bows to add a dramatic flair to your lighting fixture.



Section 3: Jewelry and Accessories

7. Ribbon Jewelry Making:

Create exquisite ribbon jewelry by learning basic jewelry-making techniques. Discover how to weave ribbons into necklaces, bracelets, and earrings, incorporating beads, charms, and other embellishments.



8. Ribbon Hair Accessories:

Accessorize your hair with stylish ribbon creations. Learn how to make ribbon headbands, hair clips, and hair bows, experimenting with different ribbon patterns, colors, and widths to match your personal style.



9. Ribbon Gift Wrapping:

Elevate your gift-giving experience with the artistry of ribbon embellishments. Discover creative ways to wrap gifts using ribbons, incorporating bows, curls, and other decorative elements to create visually stunning and memorable presentations.



Section 4: Papercraft Enhancements

10. Ribbon Bookmarks:

Create personalized bookmarks using ribbons and papercraft techniques. Learn how to fold and embellish paper to create bookmarks and add ribbon accents for a touch of sophistication.



11. Ribbon Scrapbook Embellishments:

Enhance your scrapbook pages with the beauty of ribbons. Discover how to incorporate ribbons into scrapbook layouts, creating borders, accents, and embellishments that add a touch of elegance and dimension.



12. Ribbon Paper Flowers:

Create realistic paper flowers using ribbons and simple paper-folding techniques. Learn how to shape and layer ribbons to mimic the intricate petals and textures of various flowers.



The world of ribbon crafts is a vast and enchanting one, filled with endless possibilities for creativity and embellishment. From intricate embroidery to elegant home décor, ribbons have the power to transform ordinary objects into works of art. Whether you are a seasoned crafter or just starting to explore the wonders of ribbons, the tutorials presented in this article will inspire you to create stunning and unique masterpieces for your home or personal use.

So gather your ribbons, scissors, and a touch of imagination, and embark on a journey into the enchanting realm of ribbon craft projects. Let the vibrant hues and delicate textures of ribbons ignite your creativity and inspire you to create your own ribbon masterpieces.

Ribbon Craft Projects: Tutorials to Try at Home


by Peggy Martin

★★★★☆ 4.6 out of 5

Language : English




File size : 19118 KB
Text-to-Speech : Enabled
Enhanced typesetting : Enabled
Lending : Enabled
Screen Reader : Supported
Print length : 57 pages



The Bedtime Story of Love Between Daughter and Daddy

Once upon a time, there was a little girl named Lily who loved her daddy very much. Every night, before she went to bed, Lily and...



How to Stop the Aggressive Narcissist: Finding the Energy to Heal After Any

Understanding the Aggressive Narcissist Aggressive narcissists are individuals with a heightened sense of entitlement and superiority....