


# Rhythm Reading for Drums: The Ultimate Guide to Mastering Time and Groove



## Rhythm Reading for Drums - Book 1 by Garwood Whaley

★★★★☆ 4.7 out of 5

Language : English

File size : 2483 KB

Print length : 48 pages

Screen Reader : Supported



As a drummer, rhythm is your lifeline. It's the foundation of your playing, the heartbeat that drives the music forward. To become a truly exceptional drummer, you need to master the art of rhythm reading.

Rhythm reading is the ability to translate written musical notation into a physical performance. It involves understanding the different note values, time signatures, and rhythmic patterns that make up a drum part.

## Note Values

The first step to rhythm reading is understanding the different note values. Each note value represents a specific duration of time.

- Whole note: 4 beats
- Half note: 2 beats
- Quarter note: 1 beat
- Eighth note: 1/2 beat

- Sixteenth note:  $\frac{1}{4}$  beat
- Thirty-second note:  $\frac{1}{8}$  beat

In addition to the basic note values, there are also dotted notes and tied notes.

- Dotted note: A note with a dot after it is played for  $1 \frac{1}{2}$  times its normal duration.
- Tied note: Two or more notes that are connected by a slur are played as one continuous note.

## **Time Signatures**

A time signature is a musical notation that tells you how many beats are in each measure (bar) and what type of note gets one beat.

The most common time signature is  $\frac{4}{4}$ . This means that there are 4 beats in each measure and a quarter note gets one beat.

Other common time signatures include:

- $\frac{2}{4}$ : 2 beats per measure, quarter note gets one beat
- $\frac{3}{4}$ : 3 beats per measure, quarter note gets one beat
- $\frac{6}{8}$ : 6 beats per measure, eighth note gets one beat
- $\frac{12}{8}$ : 12 beats per measure, eighth note gets one beat

## **Rhythmic Patterns**

Once you understand the different note values and time signatures, you can start to learn how to read rhythmic patterns.

A rhythmic pattern is a sequence of notes that are played in a specific order.

Some common rhythmic patterns include:

- Quarter note triplets: 3 quarter notes played in the time of 2
- Eighth note triplets: 3 eighth notes played in the time of 2
- Sixteenth note rolls: A rapid succession of sixteenth notes
- Syncopations: Notes that are played on the off-beats
- Polyrhythms: Two or more different rhythms played simultaneously

## **How to Improve Your Rhythm Reading**


The best way to improve your rhythm reading is to practice regularly.

Here are a few tips for practicing:

- Start by playing simple rhythms slowly.
- Gradually increase the speed and complexity of the rhythms you play.
- Use a metronome to help you stay on time.
- Record yourself playing and listen back to identify any mistakes.
- Play along with recordings of your favorite drummers.

Rhythm reading is an essential skill for any drummer. By mastering the art of rhythm reading, you can improve your timing, groove, and musicality.

so grab your drumsticks and start practicing today!



## Rhythm Reading for Drums - Book 1 by Garwood Whaley

★★★★☆ 4.7 out of 5

Language : English


File size : 2483 KB

Print length : 48 pages

Screen Reader : Supported


FREE

DOWNLOAD E-BOOK



## The Bedtime Story of Love Between Daughter and Daddy

Once upon a time, there was a little girl named Lily who loved her daddy very much. Every night, before she went to bed, Lily and...



## How to Stop the Aggressive Narcissist: Finding the Energy to Heal After Any

Understanding the Aggressive Narcissist Aggressive narcissists are individuals with a heightened sense of entitlement and superiority...