


Read Music Notes Fast: A Guide to Reading 22 Musical Notes with Unmatched Speed

: The Power of Note Reading

Reading music notes is a fundamental skill for musicians of all levels. It provides a gateway to understanding musical compositions, playing instruments, and expressing oneself through music. However, for many aspiring musicians, the process of learning to read music notes can be daunting and time-consuming.



Read Music Notes Fast Level 3 with Speed - Use My Unique Method to Read 22 Music Notes with Accuracy & Speed: Music Speed by Burton D. Fisher

★★★★☆ 4.2 out of 5

Language	: English
File size	: 1056 KB
Text-to-Speech	: Enabled
Enhanced typesetting	: Enabled
Word Wise	: Enabled
Print length	: 33 pages
Lending	: Enabled
Screen Reader	: Supported



In this comprehensive guide, we present a unique method that will revolutionize the way you read music notes. Our approach focuses on maximizing speed and efficiency, enabling you to identify and play 22 musical notes in record time. By following this method, you will gain confidence and fluency in your musical journey.

The Note-Reading Challenge: Understanding Clefs and Staves

The first step in music note reading is understanding clefs and staves. Clefs are symbols that indicate the pitch range of notes on a staff, while staves are the horizontal lines on which notes are written.

There are two primary clefs used in Western music: the treble clef and the bass clef. The treble clef is used for higher-pitched notes, while the bass clef is used for lower-pitched notes.

Staves consist of five horizontal lines and four spaces. Notes are placed on or between these lines and spaces to represent different pitches.

Our Revolutionary Method: 5 Steps to Note-Reading Mastery

Our unique method simplifies the note-reading process into five key steps:

1. **Identify the Clef:** Determine whether you are reading in the treble clef or the bass clef.
2. **Learn the Line Notes:** Memorize the notes that fall on the lines of the staff.
3. **Master the Space Notes:** Remember the notes that fall in the spaces between the lines.
4. **Practice Finger Placement on Instrument:** Familiarize yourself with the location of each note on your instrument.
5. **Continuous Reading and Practice:** Regularly read music notes and play them on your instrument to reinforce your skills.

Line Notes: A Journey from E to G

The line notes in the treble clef, from bottom to top, are: **E, G, B, D, F**.

The line notes in the bass clef, also from bottom to top, are: **G, B, D, F, A**.

Space Notes: A Skip and a Leap

The space notes in the treble clef, from bottom to top, are: **F, A, C, E**.

The space notes in the bass clef, from bottom to top, are: **A, C, E, G**.

Connecting Notes: The Concept of Ledger Lines

Sometimes, notes fall outside the range of the staff. To accommodate these notes, we use ledger lines, which are short lines added above or below the staff.

Ledger lines extend the range of the staff by one line at a time, allowing us to represent a wider variety of pitches.

Note Duration: Understanding the Flow of Music

In addition to pitch, music notes also indicate duration. The duration of a note determines how long it is played.

There are many different note durations, ranging from whole notes (held for four beats) to sixteenth notes (held for only one beat). Understanding note duration is crucial for playing music with the correct rhythm.

The Power of Repetition: Practice Makes Perfect

The key to mastering music note reading lies in consistent practice.

Regular repetition of the five steps outlined in our method will significantly improve your speed and accuracy.


Dedicate time each day to reading music notes and playing them on your instrument. This practice will solidify your understanding of pitches, durations, and rhythms.

: Unlock Your Musical Potential

Learning to read music notes with speed and accuracy is an essential skill for all musicians. Our unique method provides a structured and efficient approach to mastering this fundamental aspect of music.

With dedication and consistent practice, you can unlock your musical potential, play your favorite songs with confidence, and express yourself through the universal language of music.

Embark on this note-reading journey today and experience the joy of playing music with unparalleled speed and precision.




Read Music Notes Fast Level 3 with Speed - Use My Unique Method to Read 22 Music Notes with Accuracy & Speed: Music Speed by Burton D. Fisher

★★★★☆ 4.2 out of 5


Language	: English
File size	: 1056 KB
Text-to-Speech	: Enabled
Enhanced typesetting	: Enabled
Word Wise	: Enabled
Print length	: 33 pages
Lending	: Enabled
Screen Reader	: Supported





The Bedtime Story of Love Between Daughter and Daddy

Once upon a time, there was a little girl named Lily who loved her daddy very much. Every night, before she went to bed, Lily and...



How to Stop the Aggressive Narcissist: Finding the Energy to Heal After Any

Understanding the Aggressive Narcissist Aggressive narcissists are individuals with a heightened sense of entitlement and superiority...