


Pentatonic and Blues Scales for Seven-String Guitar: Basic Scale Guides

Expanding your guitar arsenal with a seven-string guitar unlocks a new world of musical possibilities. Among the essential techniques you'll need to master are pentatonic and blues scales, which serve as foundational building blocks for countless solos and improvisations.



Pentatonic and Blues Scales for Seven String Guitar (Basic Scale Guides for Seven String Guitar Book 5)

by Rob Silver

★★★★★ 5 out of 5

Language : English
File size : 15259 KB
Text-to-Speech : Enabled
Enhanced typesetting : Enabled
Lending : Enabled
Print length : 57 pages
Screen Reader : Supported



In this comprehensive guide, we'll delve into the theory and practical application of pentatonic and blues scales specifically tailored for the seven-string guitar. We'll explore various scale shapes, diagrams, and exercises to help you incorporate these scales into your playing with confidence.

Pentatonic Scales

What are Pentatonic Scales?

Pentatonic scales are five-note scales that omit the semitone intervals found in major and minor scales. This unique structure creates a distinctive sound that is widely used in a variety of musical genres, including rock, blues, and country.

Major Pentatonic Scale

The major pentatonic scale is constructed using the 1st, 2nd, 3rd, 5th, and 6th notes of the major scale. On a seven-string guitar, the major pentatonic scale in the key of C looks like this:




MAJOR PENTATONIC SCALE- Position 4



MAJOR PENTATONIC SCALE- Position 5



MAJOR PENTATONIC SCALE- Position 1 (Octave)



Rob Silver, 2012. For more free tutorial resources and tunes check out: www.rob-silver.com or www.facebook.com/robsilvermusic

Minor Pentatonic Scale

The minor pentatonic scale is constructed using the 1st, 3rd, 4th, 5th, and 7th notes of the minor scale. On a seven-string guitar, the minor pentatonic scale in the key of Am looks like this:

THE MINOR PENTATONIC SCALE MAPPED OUT FOR SEVEN STRING GUITAR

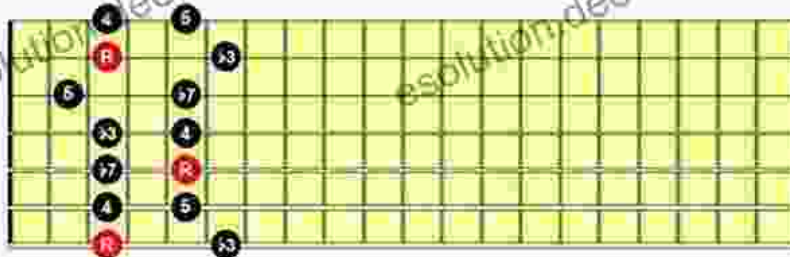
The MINOR PENTATONIC SCALE is composed of the following intervals: 1,b3,4,5,b7.

The boxes below show you the scale over the whole neck, and as the five boxes or positions that link together to let you play it any where on the fretboard. (Tuning- B,E,A,D,G,B,E.)

MINOR PENTATONIC SCALE- The whole neck



MINOR PENTATONIC SCALE- Position 1



MINOR PENTATONIC SCALE- Position 2



Rob Silver, 2012. For more free tutional resources and tunes check out: www.rob-silver.com or www.facebook.com/robsilvermusic

Using Pentatonic Scales

Pentatonic scales are incredibly versatile and can be used in a wide range of musical contexts. They provide a solid foundation for improvisation, as they outline the essential notes that will sound good together. Try using pentatonic scales over major or minor chords and experiment with creating melodies and solos.

Blues Scales

What are Blues Scales?

Blues scales are six-note scales that incorporate the characteristic "blue notes," which are slightly flattened third and seventh notes. These scales give a distinct and emotional touch to solos and improvisations, and are commonly used in blues, rock, and jazz.

Minor Blues Scale

The minor blues scale is constructed using the 1st, 3rd (flattened), 4th, 5th, (flattened) 7th, and 8th notes of the minor scale. On a seven-string guitar, the minor blues scale in the key of G looks like this:

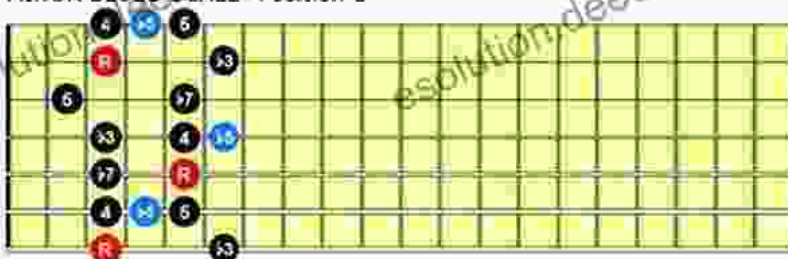
THE MINOR BLUES SCALE MAPPED OUT FOR SEVEN STRING GUITAR

The MINOR BLUES SCALE is composed of the following intervals: 1,b3,4,b5,5,b7. (Minor Pentatonic-1,b3,4,5,b7 with an added b5)
The boxes below show you the scale over the whole neck, and as the five boxes or positions that link together to let you play it any where on the fretboard. (Tuning- B,E,A,D,G,B,E.)

MINOR BLUES SCALE- The whole neck



MINOR BLUES SCALE- Position 1



MINOR BLUES SCALE- Position 2



Rob Silver, 2012. For more free tutorial resources and tunes check out:
www.rob-silver.com or www.facebook.com/robsilvermusic

Major Blues Scale

The major blues scale is constructed using the 1st, 2nd, 3rd (flattened),5th, 6th, and (flattened) 7th notes of the major scale. On a seven-string guitar, the major blues scale in the key of C looks like this:

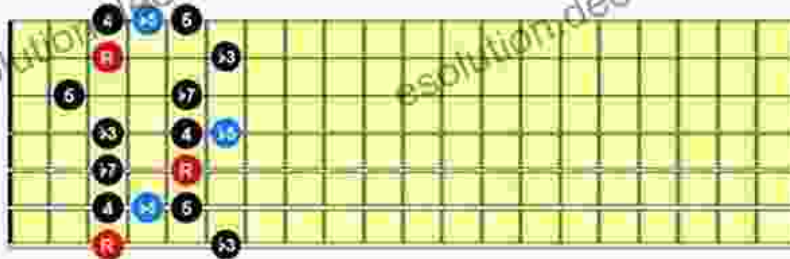
THE MINOR BLUES SCALE MAPPED OUT FOR SEVEN STRING GUITAR

The MINOR BLUES SCALE is composed of the following intervals: 1,b3,4,b5,5,b7. (Minor Pentatonic-1,b3,4,5,b7 with an added b5)
The boxes below show you the scale over the whole neck, and as the five boxes or positions that link together to let you play it any where on the fretboard. (Tuning- B,E,A,D,G,B,E.)

MINOR BLUES SCALE- The whole neck



MINOR BLUES SCALE- Position 1



MINOR BLUES SCALE- Position 2



Rob Silver, 2012. For more free tutorial resources and tunes check out:
www.rob-silver.com or www.facebook.com/robsilvermusic

Using Blues Scales

Blues scales add a soulful and expressive element to solos and improvisations. Try incorporating them over dominant seventh chords or blues progressions. Experiment with bending the "blue notes" slightly to create even more authentic bluesy sounds.

Exercises and Tips

Scale Exercises

To improve your proficiency with pentatonic and blues scales, practice the following exercises:


- Play each scale up and down the neck in different positions.
- Play the scales over major and minor chords.
- Create your own melodies and solos using the scales.

Tips for Using Pentatonic and Blues Scales

- Start by learning one or two scales thoroughly before moving on to others.
- Focus on the intervals between notes to understand how they create different sounds.
- Experiment with combining different scales and shapes to create unique sounds.
- Listen to music that incorporates these scales to develop your ear and musicality.

Mastering pentatonic and blues scales on your seven-string guitar is a crucial step in expanding your musical vocabulary and enhancing your soloing and improvisation skills. By understanding the theory behind these scales, practicing the exercises, and experimenting with them in various musical contexts, you'll unlock a world of creative possibilities.

Whether you're just starting out or looking to refine your technique, incorporating pentatonic and blues scales into your playing will elevate your guitar playing to new heights.




Pentatonic and Blues Scales for Seven String Guitar (Basic Scale Guides for Seven String Guitar Book 5)

by Rob Silver


★★★★★ 5 out of 5

Language : English
File size : 15259 KB
Text-to-Speech : Enabled
Enhanced typesetting : Enabled
Lending : Enabled
Print length : 57 pages
Screen Reader : Supported



The Bedtime Story of Love Between Daughter and Daddy

Once upon a time, there was a little girl named Lily who loved her daddy very much. Every night, before she went to bed, Lily and...



How to Stop the Aggressive Narcissist: Finding the Energy to Heal After Any

Understanding the Aggressive Narcissist Aggressive narcissists are individuals with a heightened sense of entitlement and superiority...