


Pentatonic and Blues Scales for Guitar: Basic Scale Guides for Guitar 18

The pentatonic and blues scales are two of the most essential scales for guitar playing. They are used in a wide variety of genres, from rock and blues to jazz and country. In this article, we'll provide a comprehensive guide to these scales, covering their theory, fingering, and application.

The Pentatonic Scale

The pentatonic scale is a five-note scale that is often used for soloing and improvisation. It is a relatively easy scale to learn, and it can be used to create a wide variety of melodies and licks.



PENTATONIC AND BLUES SCALES FOR GUITAR. (Basic Scale Guides for Guitar Book 18) by Rob Silver

★★★★☆ 4.5 out of 5

Language : English
File size : 15557 KB
Text-to-Speech : Enabled
Enhanced typesetting : Enabled
Print length : 56 pages
Lending : Enabled
Screen Reader : Supported



There are several different types of pentatonic scales, but the most common is the major pentatonic scale. The major pentatonic scale consists of the following notes:

- Root
- Minor second
- Major third
- Perfect fourth
- Perfect fifth

The minor pentatonic scale is another common type of pentatonic scale. It consists of the following notes:

- Root
- Minor second
- Minor third
- Perfect fourth
- Perfect fifth

The pentatonic scale can be played in any position on the guitar. However, the most common positions are the first position (open strings) and the fifth position.

Here is a diagram of the major pentatonic scale in the first position:

MAJOR PENTATONIC SCALE BOXES



1ST POSITION



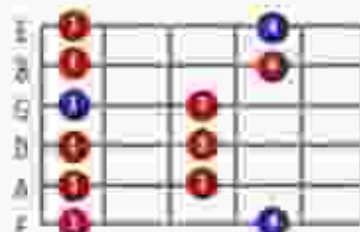
2ND POSITION



3RD POSITION

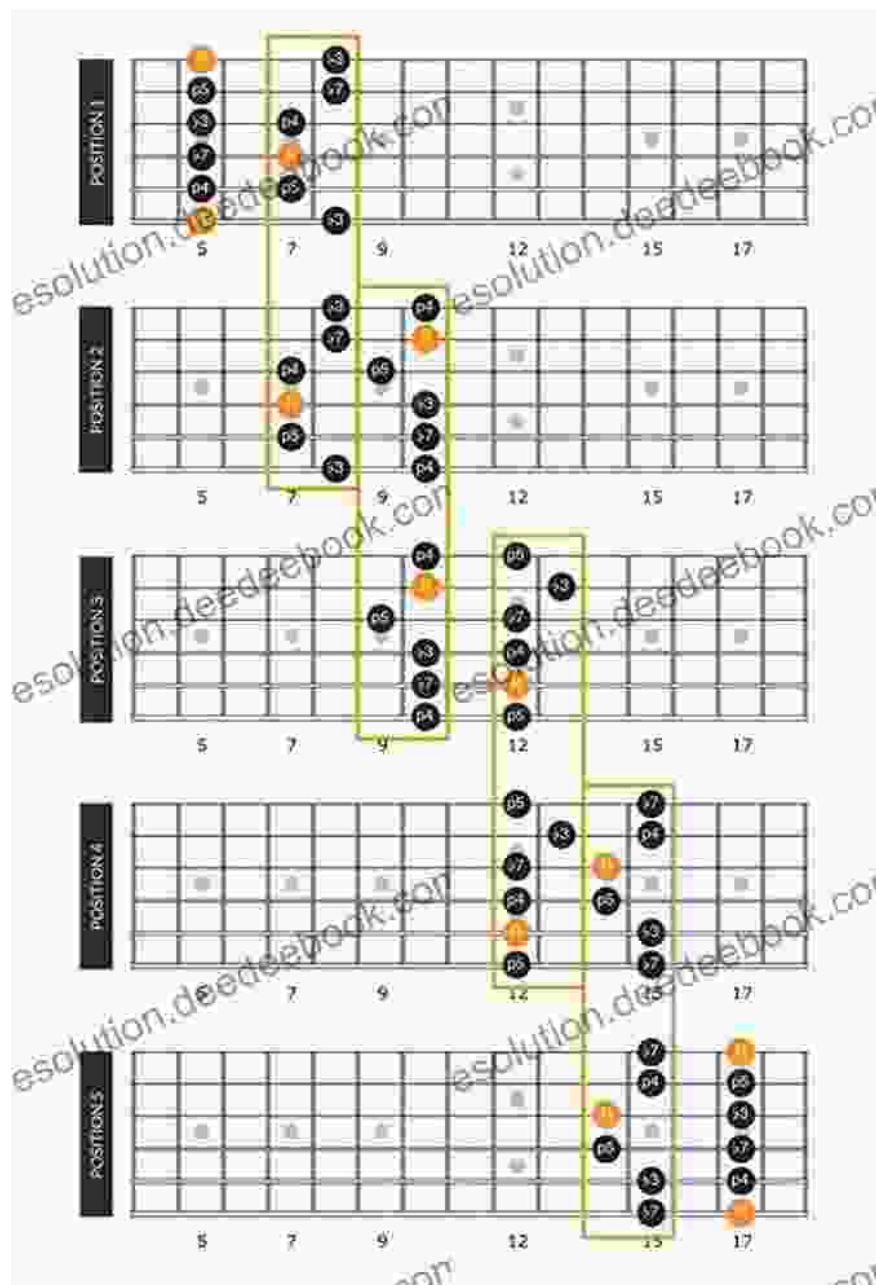


4TH POSITION



5TH POSITION

Here is a diagram of the minor pentatonic scale in the fifth position:



The Blues Scale

The blues scale is a six-note scale that is often used for playing blues music. It is a slightly more complex scale than the pentatonic scale, but it can be used to create a wide variety of bluesy melodies and licks.

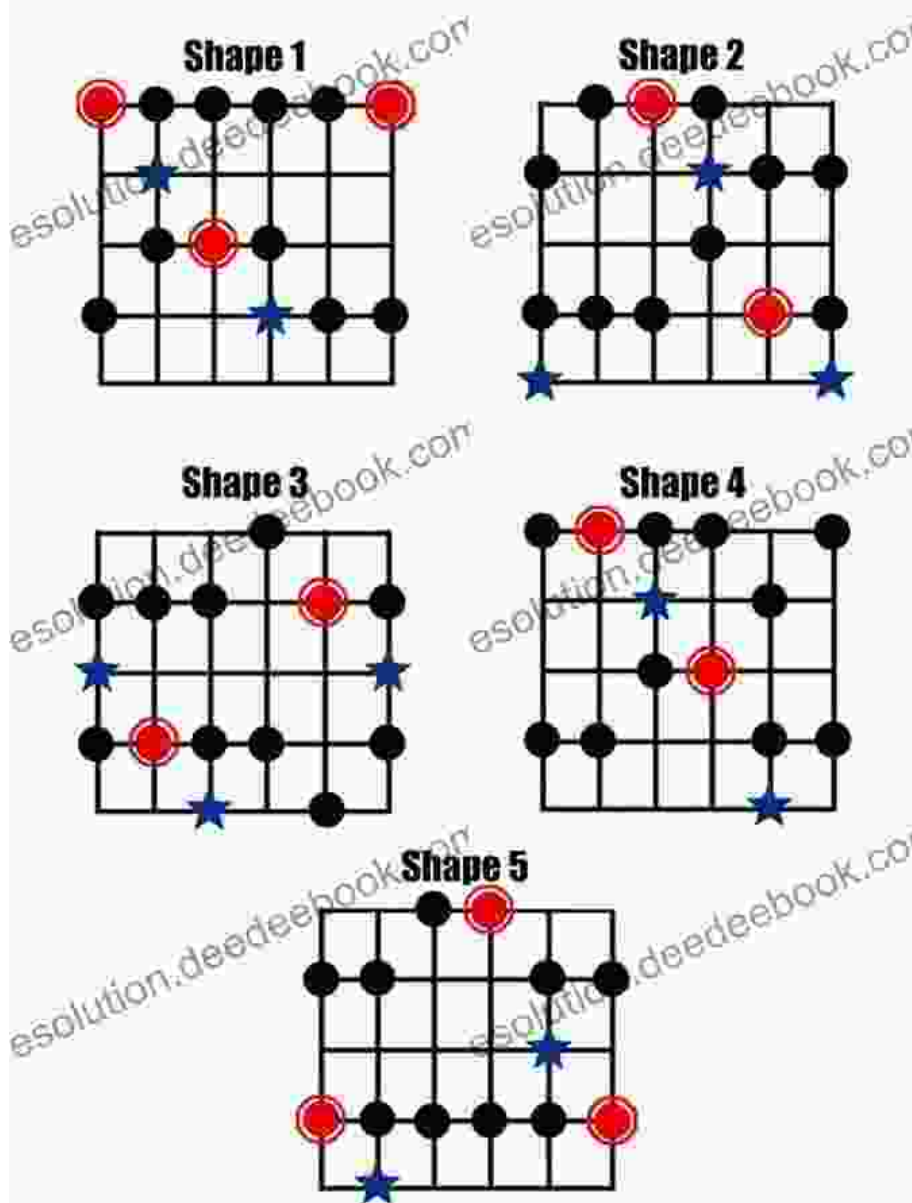
The blues scale consists of the following notes:

- Root
- Minor second
- Major third
- Perfect fourth
- Minor fifth
- Minor seventh

The blues scale can be played in any position on the guitar. However, the most common position is the first position (open strings).

Here is a diagram of the blues scale in the first position:

Blues Scale




Applying Pentatonic and Blues Scales

Pentatonic and blues scales can be used in a variety of ways to create melodies and licks. Here are a few tips for using these scales:

- Start by learning the basic fingering patterns for each scale.
- Practice playing the scales in different positions on the guitar.

- Experiment with different combinations of scales and notes.
- Use pentatonic and blues scales to create your own melodies and licks.


Pentatonic and blues scales are two of the most essential scales for guitar playing. They can be used to create a wide variety of melodies and licks, and they are a great way to improve your overall guitar playing skills. By learning these scales and practicing them regularly, you'll be well on your way to becoming a better guitarist.



PENTATONIC AND BLUES SCALES FOR GUITAR. (Basic Scale Guides for Guitar Book 18) by Rob Silver


★★★★☆ 4.5 out of 5

Language : English
 File size : 15557 KB
 Text-to-Speech : Enabled
 Enhanced typesetting : Enabled
 Print length : 56 pages
 Lending : Enabled
 Screen Reader : Supported



The Bedtime Story of Love Between Daughter and Daddy

Once upon a time, there was a little girl named Lily who loved her daddy very much. Every night, before she went to bed, Lily and...



How to Stop the Aggressive Narcissist: Finding the Energy to Heal After Any

Understanding the Aggressive Narcissist Aggressive narcissists are individuals with a heightened sense of entitlement and superiority...