


Laparoscopic Techniques In Uro Oncology: A Comprehensive Guide by Dr. Dhiresk Kumar Maharjan

Laparoscopic surgery is a minimally invasive surgical technique that has revolutionized the field of uro oncology. It involves making small incisions in the abdomen and inserting a laparoscope, a thin tube with a camera on the end, to visualize the internal organs. Surgical instruments are then inserted through the incisions to perform the necessary procedures.



Laparoscopic Techniques in Uro-Oncology

by Dhiresk Kumar Maharjan

★★★★★ 5 out of 5

Language : English

File size : 11314 KB

Text-to-Speech: Enabled

Screen Reader: Supported

Print length : 174 pages



Laparoscopic surgery offers a number of advantages over traditional open surgery, including:

- Smaller incisions
- Less pain
- Faster recovery time
- Reduced risk of infection

- Better cosmetic results

Laparoscopic surgery is now the standard of care for many urologic procedures, including:

- Prostatectomy (removal of the prostate gland)
- Cystectomy (removal of the bladder)
- Nephrectomy (removal of the kidney)
- Ureterectomy (removal of the ureter)
- Adrenalectomy (removal of the adrenal gland)

The contraindications for laparoscopic surgery include:

- Severe obesity
- Active infection
- Recent abdominal surgery
- Uncontrolled bleeding disorders

The preoperative preparation for laparoscopic surgery typically includes:

- A physical examination
- Blood tests
- Urinalysis
- Imaging studies, such as an ultrasound or CT scan

The surgical technique for laparoscopic surgery varies depending on the procedure being performed. However, the general steps are as follows:

- The patient is placed under general anesthesia.
- Small incisions are made in the abdomen.
- A laparoscope is inserted through one of the incisions.
- Surgical instruments are inserted through the other incisions.
- The procedure is performed using the laparoscope and surgical instruments.
- The incisions are closed with sutures or staples.

The postoperative care for laparoscopic surgery typically includes:

- Pain medication
- Antibiotics
-
- A liquid diet
- Activity restrictions

The length of the hospital stay after laparoscopic surgery is typically shorter than after open surgery. Most patients are discharged from the hospital within 2-3 days.

The advantages of laparoscopic surgery over open surgery include:

- Shorter hospital stay

- Less pain
- Faster recovery time
- Reduced risk of infection
- Better cosmetic results

The disadvantages of laparoscopic surgery over open surgery include:

- Longer operating time
- Steeper learning curve for surgeons
- Higher cost

Robotic-assisted laparoscopy is a newer technique that uses a robotic system to assist the surgeon in performing laparoscopic surgery. The robotic system provides the surgeon with a three-dimensional view of the surgical site and allows for more precise movements. Robotic-assisted laparoscopy offers a number of advantages over traditional laparoscopic surgery, including:

- Shorter operating time
- Less blood loss
- Faster recovery time
- Reduced risk of complications

Robotic-assisted laparoscopy is now the standard of care for many urologic procedures, including:

- Prostatectomy
- Cystectomy
- Nephrectomy
- Ureterectomy
- Adrenalectomy

Laparoscopic surgery is a safe and effective treatment option for a variety of urologic conditions. It offers a number of advantages over traditional open surgery, including shorter hospital stays, less pain, faster recovery times, and reduced risk of infection. Robotic-assisted laparoscopy offers even further advantages over traditional laparoscopic surgery. As a result, laparoscopic surgery is now the standard of care for many urologic procedures.

Dr. Dhiresk Kumar Maharjan is a urologist who specializes in laparoscopic and robotic-assisted laparoscopic surgery. He has extensive experience in the treatment of urologic cancers, including prostate cancer, bladder cancer, kidney cancer, and testicular cancer. Dr. Maharjan is committed to providing his patients with the highest quality of care, and he is dedicated to using the latest surgical techniques to achieve the best possible outcomes.

If you are diagnosed with a urologic condition, I encourage you to talk to your doctor about laparoscopic surgery. Laparoscopic surgery may be a good option for you if you are a candidate for surgery.



Laparoscopic Techniques in Uro-Oncology

by Dhiresh Kumar Maharjan

★★★★★ 5 out of 5


Language : English

File size : 11314 KB

Text-to-Speech : Enabled


Screen Reader : Supported

Print length : 174 pages



The Bedtime Story of Love Between Daughter and Daddy

Once upon a time, there was a little girl named Lily who loved her daddy very much. Every night, before she went to bed, Lily and...



How to Stop the Aggressive Narcissist: Finding the Energy to Heal After Any

Understanding the Aggressive Narcissist Aggressive narcissists are individuals with a heightened sense of entitlement and superiority...