


# How to Play the Kalimba for Beginners: A Comprehensive Guide



**How To Play the Kalimba for Beginners: Step by Step Beginner Friendly Blueprint on How to Start Playing Your Favorite Songs with The Kalimba as a Complete Beginner** by Garwood Whaley

★★★★☆ 4.7 out of 5

Language : English  
File size : 3735 KB  
Text-to-Speech : Enabled  
Enhanced typesetting : Enabled  
Word Wise : Enabled  
Print length : 72 pages  
Lending : Enabled  
Screen Reader : Supported





The kalimba is a beautiful and easy-to-learn instrument that can be enjoyed by people of all ages. It is a small, handheld instrument with metal tines that are plucked to create sound. The kalimba has a mellow, soothing sound that is perfect for relaxation and meditation. It is also a great instrument for beginners to learn, as it is relatively easy to play. In this guide, we will teach you everything you need to know to get started playing the kalimba.

## **How to Hold the Kalimba**

The first step to playing the kalimba is to learn how to hold it properly. The kalimba should be held in your left hand, with your thumb resting on the back of the instrument and your fingers curled around the sides. Your right hand should be used to pluck the tines.

## **How to Pluck the Tines**

To pluck the tines of the kalimba, simply use your right thumb or index finger to pinch the tine and pull it towards you. The harder you pluck the tine, the louder the sound will be. You can also pluck the tines with different strengths to create different sounds.

## **Playing Basic Melodies and Chords**

Once you have mastered the basics of holding and plucking the kalimba, you can start to learn how to play basic melodies and chords. There are many different resources available online and in books that can teach you how to do this.


## **Tips for Playing the Kalimba**

Here are a few tips to help you play the kalimba like a pro:

- Start by practicing simple melodies and chords.
- Gradually increase the difficulty of the melodies and chords you play.
- Experiment with different plucking techniques to create different sounds.
- Use your imagination and creativity to create your own melodies and chords.

- Most importantly, have fun!

The kalimba is a beautiful and easy-to-learn instrument that can be enjoyed by people of all ages. In this guide, we have taught you everything you need to know to get started playing the kalimba. With a little practice, you will be playing like a pro in no time. So what are you waiting for? Pick up a kalimba and start playing today!




## How To Play the Kalimba for Beginners: Step by Step Beginner Friendly Blueprint on How to Start Playing Your Favorite Songs with The Kalimba as a Complete

**Beginner** by Garwood Whaley

★★★★☆ 4.7 out of 5

Language	: English
File size	: 3735 KB
Text-to-Speech	: Enabled
Enhanced typesetting	: Enabled
Word Wise	: Enabled
Print length	: 72 pages
Lending	: Enabled
Screen Reader	: Supported



## The Bedtime Story of Love Between Daughter and Daddy

Once upon a time, there was a little girl named Lily who loved her daddy very much. Every night, before she went to bed, Lily and...



## How to Stop the Aggressive Narcissist: Finding the Energy to Heal After Any

Understanding the Aggressive Narcissist Aggressive narcissists are individuals with a heightened sense of entitlement and superiority...