


How to Create and Play Great Guitar Riffs: A Comprehensive Guide

Guitar riffs are the building blocks of many great songs. They are short, catchy, and often repeated throughout a song, providing a memorable hook that listeners can easily identify. A great guitar riff can make a song instantly recognizable and can even inspire other musicians to create their own versions.



Riffs: How to Create and Play Great Guitar Riffs

(GUITARE) by Rikky Rooksby

★★★★☆ 4.2 out of 5

Language : English

File size : 36937 KB

Text-to-Speech: Enabled

Word Wise : Enabled

Print length : 192 pages

Screen Reader: Supported



If you want to learn how to create and play great guitar riffs, you're in the right place. In this comprehensive guide, we'll explore the essential ingredients of a great guitar riff, provide step-by-step instructions on how to create your own, and offer tips for playing them with precision and expression.

What is a Guitar Riff?

A guitar riff is a short, repeated musical phrase that is typically played on the electric guitar. Riffs are often used to create a sense of groove and momentum in a song, and they can also be used to introduce a melody or to provide a foundation for a solo.

There is no one definitive definition of a guitar riff, but there are some common characteristics that most riffs share. Riffs are typically:

- * Short, usually consisting of 4-8 notes
- * Repetitive, often repeating the same pattern over and over again
- * Catchy, with a melody or rhythm that is easy to remember
- * Played on the electric guitar, although they can also be played on other instruments

The Essential Ingredients of a Great Guitar Riff

There are many different elements that can contribute to a great guitar riff, but some of the most important include:

- * **Melody:** The melody of a guitar riff is what makes it memorable. A great riff will have a melody that is easy to sing or hum, and that sticks in your head long after the song is over.
- * **Rhythm:** The rhythm of a guitar riff is what gives it its groove. A good riff will have a rhythm that is catchy and danceable, and that makes you want to move.
- * **Harmony:** The harmony of a guitar riff is what gives it its depth and richness. A good riff will have a harmony that is interesting and complex, but that also complements the melody and rhythm.
- * **Tone:** The tone of a guitar riff is what gives it its character. A good riff will have a tone that is appropriate for the style of music, and that complements the other instruments in the song.

How to Create Your Own Guitar Riffs


Now that you know what makes a great guitar riff, let's take a look at how you can create your own. Here are a few tips:

1. **Start with a simple idea.** Don't try to create a complex riff right away. Start with a simple melody or rhythm that you like, and then build on it from there. 2. **Experiment with different notes and chords.** Don't be afraid to experiment with different notes and chords to find the ones that sound best together. Try using different scales, arpeggios, and chord progressions to create a unique and interesting sound. 3. **Keep it short and sweet.** Riffs should be short and to the point. A good riff will usually be no more than 8 notes long. 4. **Make it catchy.** A great riff will have a melody or rhythm that is easy to remember and that sticks in your head. Try to create a riff that is catchy and that you can easily sing or hum. 5. **Practice, practice, practice!** The best way to improve your guitar playing is to practice regularly. The more you practice, the better you will become at creating and playing great guitar riffs.

Tips for Playing Guitar Riffs

Once you have created some great guitar riffs, it's important to learn how to play them with precision and expression. Here are a few tips:

* **Use the right hand techniques.** The right hand is responsible for picking the strings and creating the sound of the riff. There are a variety of different right hand techniques that you can use, such as alternate picking, downpicking, and palm muting. Experiment with different techniques to find the one that works best for you. * **Use the left hand techniques.** The left hand is responsible for



Riffs: How to Create and Play Great Guitar Riffs (GUITARE) by Rikky Rooksby

★★★★☆ 4.2 out of 5

Language : English

File size : 36937 KB

Text-to-Speech : Enabled


Word Wise : Enabled

Print length : 192 pages

Screen Reader : Supported


FREE

DOWNLOAD E-BOOK



The Bedtime Story of Love Between Daughter and Daddy

Once upon a time, there was a little girl named Lily who loved her daddy very much. Every night, before she went to bed, Lily and...



How to Stop the Aggressive Narcissist: Finding the Energy to Heal After Any

Understanding the Aggressive Narcissist Aggressive narcissists are individuals with a heightened sense of entitlement and superiority....