

Customizing Your Motorcycle Shed: A Comprehensive Guide to a Built-to-Show Bike Haven

Owning a motorcycle is more than just a mode of transportation. For many, it's a passion, a hobby, and a source of immense pride. And what better way to showcase your prized possession than in a custom-built motorcycle shed? Whether you're an experienced builder or a novice enthusiast, creating a dedicated space for your beloved ride can be an incredibly rewarding endeavor.

In this comprehensive guide, we'll take you through every aspect of customizing your motorcycle shed, from design and layout to materials and amenities. We'll explore creative ways to incorporate your unique style and cater to your specific needs, ensuring that your shed becomes not just a storage facility but a true sanctuary for your motorcycle.



Customizing Your Motorcycle: Shed-Built to Show Bike

by Dmitry Samarov

★★★★★ 5 out of 5

Language : English

File size : 254675 KB

Text-to-Speech : Enabled

Enhanced typesetting : Enabled

Print length : 160 pages

Screen Reader : Supported

FREE

DOWNLOAD E-BOOK



1. Planning Your Custom Shed

The first step in customizing your motorcycle shed is to plan your design and layout. Consider the following factors:

- **Size:** Determine the size of your shed based on the number of motorcycles you need to accommodate. Allow for additional space for storage, tools, and a workbench.
- **Shape:** Choose the shape of your shed that best complements your property and accommodates your needs. Popular options include rectangular, square, and L-shaped sheds.
- **Materials:** Select durable materials for your shed's frame and siding. Consider wood, metal, or vinyl, each with its own advantages and disadvantages.
- **Roofing:** Opt for a roofing material that provides protection from the elements. Popular choices include asphalt shingles, metal roofing, or polycarbonate panels.
- **Ventilation:** Ensure proper ventilation to prevent moisture buildup and keep the shed dry. Install windows, vents, or a ventilation fan.
- **Lighting:** Plan for ample lighting to illuminate your shed, especially if you intend to work or spend time inside.

2. Incorporating Your Style

Your motorcycle shed should reflect your personality and style. Here are some ideas for customization:

- **Color:** Paint or stain your shed in a color that complements your motorcycle and the surrounding landscape.

- **Trim:** Add decorative trim to the exterior of your shed to enhance its visual appeal.
- **Accessories:** Install accessories such as motorcycle ramps, bike stands, and tool organizers to make your shed more functional and stylish.
- **Artwork:** Display motorcycle-related artwork on the walls or hang a banner showcasing your favorite brands or events.
- **Lighting:** Use colored or customizable lighting to create a unique ambiance inside your shed.

3. Maximizing Storage and Functionality

Your motorcycle shed should be both stylish and functional. Here's how to maximize storage and usability:

- **Shelving:** Install shelves for storing motorcycle parts, tools, and accessories.
- **Pegboard:** Use pegboard to hang tools and other items, keeping your shed organized and clutter-free.
- **Workbench:** Set up a dedicated workbench for repairs, maintenance, and customization projects.
- **Safety Features:** Install smoke detectors, fire extinguishers, and security systems to protect your motorcycle and belongings.

4. Creating a Comfortable Ambiance

If you plan to spend time in your motorcycle shed, consider these ideas to enhance comfort and enjoyment:

- **Heating and Cooling:** Install a heater or air conditioner to maintain a comfortable temperature inside your shed.
- **Seating:** Add a comfortable chair or sofa to create a space for relaxing or socializing.
- **Entertainment:** Set up a small TV or sound system for entertainment while working or spending time in your shed.
- **Decoration:** Personalize your shed with vintage motorcycle posters, memorabilia, or other decorative items.


5. Additional Considerations

Here are some additional factors to keep in mind when customizing your motorcycle shed:

- **Permits:** Check with your local authorities to determine if you need a permit to build a shed on your property.
- **Foundation:** Ensure your shed has a stable foundation to prevent shifting or settling.
- **Security:** Take medidas de seguridad to protect your motorcycle and belongings from theft or vandalism.
- **Insurance:** Consider insuring your shed and its contents to protect your investment.
- **Maintenance:** Regularly inspect and maintain your shed to ensure it remains in good condition.

Creating a custom motocicleta shed is a rewarding project that can enhance your enjoyment of riding and motorcycle ownership. By following

these tips and incorporating your own creativity, you can design and build a shed that perfectly suits your needs and showcases your prized possession in style.




Customizing Your Motorcycle: Shed-Built to Show Bike

by Dmitry Samarov


★★★★★ 5 out of 5

Language : English
File size : 254675 KB
Text-to-Speech : Enabled
Enhanced typesetting : Enabled
Print length : 160 pages
Screen Reader : Supported



The Bedtime Story of Love Between Daughter and Daddy

Once upon a time, there was a little girl named Lily who loved her daddy very much. Every night, before she went to bed, Lily and...



How to Stop the Aggressive Narcissist: Finding the Energy to Heal After Any

Understanding the Aggressive Narcissist Aggressive narcissists are individuals with a heightened sense of entitlement and superiority...

