

# Complete Mode Diagrams For Eight String Guitar: Basic Scale Guides For Eight String Guitarists

The eight-string guitar is a versatile instrument that can play a wide range of musical styles. However, learning the fretboard and mastering the guitar scales can be daunting, especially for beginners. This comprehensive guide provides detailed mode diagrams for eight-string guitarists, covering all essential modes and their fingerings on the fretboard.



## COMPLETE MODE DIAGRAMS FOR EIGHT STRING GUITAR. (Basic Scale Guides for Eight String Guitar Book 1) by Rob Silver

★★★★☆ 4.9 out of 5

Language : English  
File size : 16882 KB  
Text-to-Speech : Enabled  
Enhanced typesetting : Enabled  
Print length : 62 pages  
Lending : Enabled  
Screen Reader : Supported



## What Are Modes?

Modes are scales that are derived from the major or minor scale. They have the same notes as the major or minor scale, but they start on a different note. This gives them a different sound and feel. There are seven

modes in total: Ionian, Dorian, Phrygian, Lydian, Mixolydian, Aeolian, and Locrian.

## **Mode Diagrams For Eight String Guitar**

The following diagrams show the fingerings for all seven modes on the eight-string guitar fretboard. The root note of each mode is indicated by a circle. The numbers below the fretboard indicate the string number.

### **Ionian Mode**

IONIAN MODE- Position 3



IONIAN MODE- Position 4



IONIAN MODE- Position 5



IONIAN MODE- Position 6



IONIAN MODE- Position 7



Rob Silver, 2012. For more free tutorial resources and tunes check out: [www.rob-silver.com](http://www.rob-silver.com) or [www.facebook.com/robsilvermusic](https://www.facebook.com/robsilvermusic)

## Dorian Mode

SHAPE 1: Dorian Mode - 3 Notes Per String

SHAPE 2

SHAPE 3

SHAPE 4

SHAPE 5

SHAPE 6

SHAPE 7

## Phrygian Mode

## Phrygian mode

1

2

3

4

5

6

www.discoverguitaronline.com

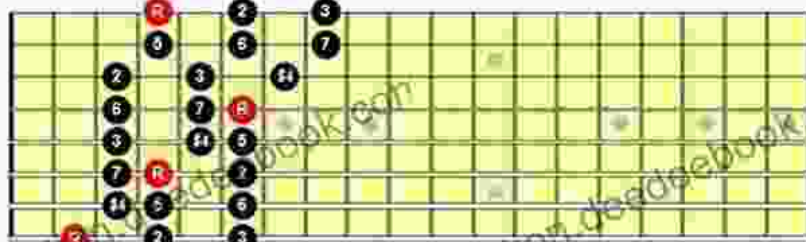
## Lydian Mode

THE LYDIAN MODE (1,2,3,#4,5,6,7.) for 8 String Guitar  
 (TUNING: F#,B,E,A,D,G,B,E)

THE WHOLE NECK



LYDIAN MODE- POSITION 1



LYDIAN MODE- POSITION 2

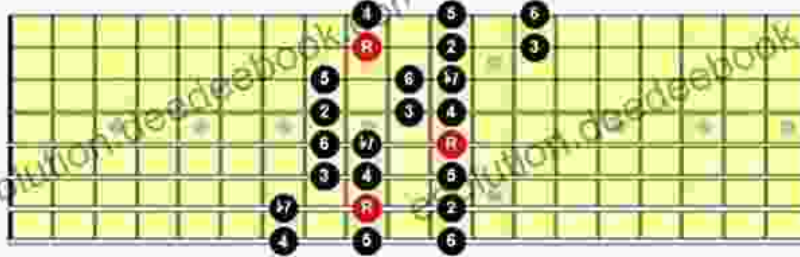


LYDIAN MODE- POSITION 3



Mixolydian Mode

MIXOLYDIAN MODE- POSITION 4



MIXOLYDIAN MODE- POSITION 5



MIXOLYDIAN MODE- POSITION 6



MIXOLYDIAN MODE- POSITION 7



Rob Silver, 2012. For more free tutorial resources and riffs check out:  
[www.rob-silver.com](http://www.rob-silver.com) or [www.facebook.com/robsilvermusic](https://www.facebook.com/robsilvermusic)

## Aeolian Mode

**SHAPE 1: Aeolian Mode (Natural Minor) - 3 Notes Per String**

**SHAPE 2**

**SHAPE 3**

**SHAPE 4**

**SHAPE 5**

**SHAPE 6**

**SHAPE 7**

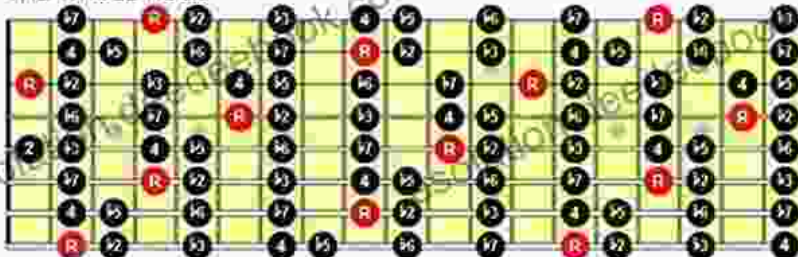
## Locrian Mode




THE LOCRIAN MODE (1,b2,b3,4,b5,b6,b7) for 8 String  
Guitar (TUNING: F#,B,E,A,D,G,B,E)

Page 1 of 2

THE WHOLE NECK



LOCRIAN MODE- POSITION 1



LOCRIAN MODE- POSITION 2



LOCRIAN MODE- POSITION 3



Rob Silver, 2012. For more free tutorial resources and tunes check out:  
[www.robilver.com](http://www.robilver.com) or [www.facebook.com/robilvermusic](https://www.facebook.com/robilvermusic)

## Using Mode Diagrams

Mode diagrams are a valuable tool for guitarists. They can help you to:

- Learn the fretboard
- Master the guitar scales
- Expand your musical vocabulary

- Write more interesting and creative music

To use mode diagrams, simply find the root note of the mode you want to play on the fretboard. Then, place your finger on the root note and follow the diagram to play the scale.

Mode diagrams are a powerful tool for eight-string guitarists. They can help you to learn the fretboard, master the guitar scales, and expand your musical vocabulary. With practice, you can use mode diagrams to write more interesting and creative music.




## COMPLETE MODE DIAGRAMS FOR EIGHT STRING GUITAR. (Basic Scale Guides for Eight String Guitar Book 1) by Rob Silver

★★★★☆ 4.9 out of 5


Language : English  
File size : 16882 KB  
Text-to-Speech : Enabled  
Enhanced typesetting : Enabled  
Print length : 62 pages  
Lending : Enabled  
Screen Reader : Supported





## The Bedtime Story of Love Between Daughter and Daddy

Once upon a time, there was a little girl named Lily who loved her daddy very much. Every night, before she went to bed, Lily and...



## How to Stop the Aggressive Narcissist: Finding the Energy to Heal After Any

Understanding the Aggressive Narcissist Aggressive narcissists are individuals with a heightened sense of entitlement and superiority...