

Beyond the Bead: Making Jewelry with Unexpected Finds



Beyond The Bead: Making Jewelry With Unexpected

Finds by Margot Potter

★★★★☆ 4 out of 5

Language : English
File size : 4776 KB
Text-to-Speech : Enabled
Screen Reader : Supported
Enhanced typesetting : Enabled
Print length : 130 pages



Jewelry making is a popular and rewarding hobby, but it doesn't have to be limited to beads. With a little creativity, you can use everyday objects to create unique and eye-catching pieces. Here are a few ideas to get you started:

1. Buttons

Buttons come in all shapes, sizes, and colors, making them a great option for jewelry making. You can use them to create necklaces, bracelets, earrings, and more. Simply string them onto a cord or chain, or use them as embellishments on other pieces of jewelry.



2. Bottle caps

Bottle caps are another great option for jewelry making. They can be used to create pendants, earrings, and charms. Simply flatten them out, punch a hole in them, and attach them to a cord or chain. You can also decorate them with paint, markers, or other embellishments.



3. Keys

Keys can be used to create unique and stylish jewelry. They can be used as pendants, earrings, or charms. Simply attach them to a cord or chain, or use them as embellishments on other pieces of jewelry. You can also decorate them with paint, markers, or other embellishments.



4. Coins

Coins can be used to create beautiful and unique jewelry. They can be used as pendants, earrings, or charms. Simply punch a hole in them and attach them to a cord or chain. You can also decorate them with paint, markers, or other embellishments.



5. Shells

Shells are a great way to add a touch of nature to your jewelry. They can be used to create necklaces, bracelets, earrings, and more. Simply string them onto a cord or chain, or use them as embellishments on other pieces of jewelry.



6. Stones

Stones can be used to create beautiful and unique jewelry. They can be used as pendants, earrings, or charms. Simply drill a hole in them and attach them to a cord or chain. You can also decorate them with paint, markers, or other embellishments.



7. Wood

Wood can be used to create rustic and charming jewelry. It can be used to create pendants, earrings, or charms. Simply cut it into the desired shape and attach it to a cord or chain. You can also decorate it with paint, markers, or other embellishments.



8. Fabric

Fabric can be used to create colorful and unique jewelry. It can be used to create pendants, earrings, or charms. Simply cut it into the desired shape and attach it to a cord or chain. You can also decorate it with paint, markers, or other embellishments.




9. Paper

Paper can be used to create lightweight and delicate jewelry. It can be used to create pendants, earrings, or charms. Simply cut it into the desired shape and attach it to a cord or chain. You can also decorate it with paint, markers, or other embellishments.



10. Plastic

Plastic can be used to create colorful and durable jewelry. It can be used to create pendants, earrings, or charms. Simply cut it into the desired shape and attach it to a cord or chain. You can also decorate it with paint, markers, or other embellishments.



These are just a few ideas to get you started. With a little creativity, you can use any everyday object to create unique and eye-catching jewelry. So get started today and see what you can create!


Beyond The Bead: Making Jewelry With Unexpected

Finds by Margot Potter

★★★★☆ 4 out of 5




Language : English
File size : 4776 KB
Text-to-Speech : Enabled
Screen Reader : Supported
Enhanced typesetting : Enabled
Print length : 130 pages



The Bedtime Story of Love Between Daughter and Daddy

Once upon a time, there was a little girl named Lily who loved her daddy very much. Every night, before she went to bed, Lily and...



How to Stop the Aggressive Narcissist: Finding the Energy to Heal After Any

Understanding the Aggressive Narcissist Aggressive narcissists are individuals with a heightened sense of entitlement and superiority...